

WireLace®



Wire mesh ribbon for jewelry, crafts, textiles and embellishments.



Pale Silver	Aqua
Titanium	Ocean Mist
Black	Turquoise
Silver Blue	Emerald
Azure	Seafoam
Navy	Grass
Pale Gold	Olive
Brass	Lilac
Marigold	Tanzanite
Cocoa	Purple
Chocolate	Merlot
Blush	Rose Gold
Copper	Dusty Rose
Tangerine	Pink
Rust	Red

4 Widths
30 Colors


		10 yds 100 yds 1mm	5 yds 50 yds 3mm	1 yd, 10 yds 50 yds 6mm 12mm	
1	Aqua	X	X	X	
2	Azure	X	X	X	
3	Black	X	X	X	X
4	Blush	X	X	X	
5	Brass	X	X	X	X
6	Chocolate	X	X	X	X
7	Cocoa	X	X	X	X
8	Copper	X	X	X	X
9	Dusty Rose	X	X	X	
10	Emerald	X	X	X	
11	Grass	X	X	X	X
12	Lilac	X	X	X	
13	Marigold	X	X	X	
14	Merlot	X	X	X	X
15	Navy	X	X	X	
16	Ocean Mist	X	X	X	X
17	Olive	X	X	X	X
18	Pale Gold	X	X	X	X
19	Pale Silver	X	X	X	X
20	Pink	X	X	X	
21	Purple	X	X	X	
22	Red	X	X	X	
23	Rose Gold	X	X	X	X
24	Rust	X	X	X	X
25	Seafoam	X	X	X	
26	Silver Blue	X	X	X	
27	Tangerine	X	X	X	
28	Tanzanite	X	X	X	X
29	Titanium	X	X	X	X
30	Turquoise	X	X	X	X

funjig™ WireLace
Flower Fun
with the FunJig!

Make beautiful flowers for a pin, pendant or embellishment using the FunJig, WireLace, colored wire, epoxy clay and Swarovski crystals. Ask for the FunJig at your bead or crafts store or visit WireLace.com



All sizes except 1mm are tubular and expand about 3 times its width. Shown actual size.



bake-on
polymer
clay

1mm

Not tubular.
For lightweight or
multi-strand use.

Approx. 3 lb. test strength, varies by color.



String

Embellish

Sew

Tassel

Connect

Curl

Crochet

WireLace®

4 Sizes
30 Colors

Wire mesh ribbon for jewelry, crafts,
textiles and embellishments.

WireLace® is a ribbon woven with very fine wires of brass and/or copper then bonded with an enamel coating to create a variety of non-tarnishing stunning colors.

NICKEL-FREE: an ideal choice for persons with nickel-allergies.

WATERPROOF: great for fiber crafts, jewelry and sewing where items may get wet or need to be gently hand washed.

HEAT RESISTANT: a great embellishment for use in low heat projects (under 275 degrees): bake directly into polymer clay; adorn lamp shades, hot-glue into scrapbooks. Note: certain colors (primarily copper) can change slightly when heated so advance testing is always recommended.

EXPANDING: The wider you stretch it the shorter the length so allow extra - generally 1/2 to 1 time the final length.

NEEDLES: *Thread sample:* A fine weight collapsible eye needle makes stringing through beads a breeze.

Encase sample: Use a large-holed blunt-tipped metal yarn needle to glide through the WireLace tube.

HELPFUL TIPS & FINISHING TECHNIQUES



Hold crystals in place by applying GS Hypo Cement glue and sliding crystals over glue.



Finish raw ends of WireLace by twisting around wire, apply epoxy and trim excess.



Dab on Mod Podge® gloss with a make-up sponge to slightly stiffen.



Insert into clamshell endcaps, add glue and squeeze closed.



Fill 4mm bell end caps with epoxy glue and insert ends for an elegant finish.



Tie-off WireLace on an eye-pin and insert into a cone end.



3mm, 6mm, 12mm

These sizes are tubular.

Expand



Scrunch




Thread




Encase



String



Braid



Kumihimo
(cord inside)



Sculpt



Flower Fun on the FunJig!



Visit WireLace.com for inspiration, kits, and list of WireLace Authorized Retailers.

©2016 Hartung & Associates, Ltd. All rights reserved. WireLace, Alacarte Clasps and FunJig are registered trademarks of Hartung & Associates, Ltd. A Calif. Corp.

Alacarte Clasps™
& WireLace®

funJig™

INQUIRIES, SHOW SCHEDULE, LIST OF RETAILERS & ORDERS
See our website www.WireLace.com or contact us at:
TEL 707 887 2825 • EMAIL info@alacartecclasps.com

